

1Q 2024 INVESTORS' CONFERENCE

2024/04/30

Jackie Chang, Investor Relations

Disclaimer

This presentation contains certain forward-looking statements.

These forward-looking statements may be identified by words such as ‘believes,’ ‘expects,’ ‘anticipates,’ ‘projects,’ ‘intends,’ ‘should,’ ‘seeks,’ ‘estimates,’ ‘future,’ or similar expressions or by discussion of, among other things, strategy, goals, plans, or intentions. Various factors may cause actual results to differ materially in the future from those reflected in forward-looking statements contained in this presentation, among others:

1. Pricing and product initiatives of competitors
2. Legislative and regulatory developments and economic conditions
3. Delay or inability in obtaining regulatory approvals or bringing products to market
4. Fluctuations in currency exchange rates and general financial market conditions
5. Uncertainties in the discovery, development, or marketing of new products or new uses of existing products, including without limitation negative results of clinical trials or research projects, unexpected side effects of pipeline or marketed products
6. Increased government pricing pressures
7. Interruptions in production
8. Loss of or inability to obtain adequate protection for intellectual property rights
9. Litigation
10. Loss of key executives or other employees
11. Adverse publicity and news coverage

PharmaEngine cautions that this foregoing list of factors is not exhaustive. There may also be other risks that management is unable to predict at this time that may cause actual results to differ materially from those in forward-looking statements. You are cautioned not to place undue reliance on these forward-looking statements, which speak only as of the date on which they are made. PharmaEngine undertakes no obligation to update publicly or revise any forward-looking statements. Any statements regarding earnings growth is not a profit forecast and should not be interpreted to mean that PharmaEngine’s earnings or earnings per share for this year or any subsequent period will necessarily match or exceed published earnings or earnings per share forecasts of PharmaEngine, Inc.



AGENDA

1. 1Q24 Operational Highlights
2. 1Q24 Operational Overview
3. Research and Development
 - ONIVYDE®
 - Pipeline
4. Vision for 2024
5. Q&A

1Q24 Operational Highlights: Sustainable Growth and Enhanced Pipeline

COMMERCIAL

ONIVYDE® new indication expansion

1. **Feb. 2024:** received US FDA sNDA approval (IPSEN)
2. **Mar. 2024:** received sNDA approval from Australia TGA and EMA's CHMP gave positive opinion on ONIVYDE® Type II Variation (Servier)
3. **Mar. 2024:** received sNDA approval from Taiwan FDA (PharmaEngine)

PIPELINE

New project R&D progress accelerated

1. Phase 1 clinical trial of PEP07 for **hematologic cancers** continues
2. Phase 1 clinical trial of PEP07 for **solid tumors** began and first patient dosed
3. Multiple projects meet expectations with external AI/CADD collaboration
4. R&D investment for new drugs continues to grow

OPERATION

Operation with sustainable growth

1. 1Q24 cash and cash equivalents and current financial assets (>3 months time deposits) at amortized cost: **NT\$3.7 bn**
2. Kicked off the initial phase of scope 3 GHG inventory, scheduled to be completed before end of 2024



1Q24 OPERATIONAL OVERVIEW

Sales and Royalties Drive Long-term Growth

NT\$(000)

Items \ Year	2018	2019	2020	2021	2022	2023	1Q24 YoY (%)
Taiwan Sales	87,384	180,389	214,828	235,469	277,594	278,547	65,271 (-10.9%)
Royalties from Europe and Asia	109,825	133,651	271,584	419,366	376,789	426,652	99,200 (+4.3%)
Milestone	96,221	0	569,600	0	0	62,470	0
Total	293,430	314,040	1,056,012	654,835	654,383	767,669	164,471 (-2.3%)

Taiwan Sales belongs to PharmaEngine, Inc.
Tiered royalties (high single-low double digit) in Europe/Asia (excl. TW) from Servier/IPSEN

1Q24 Financial Results

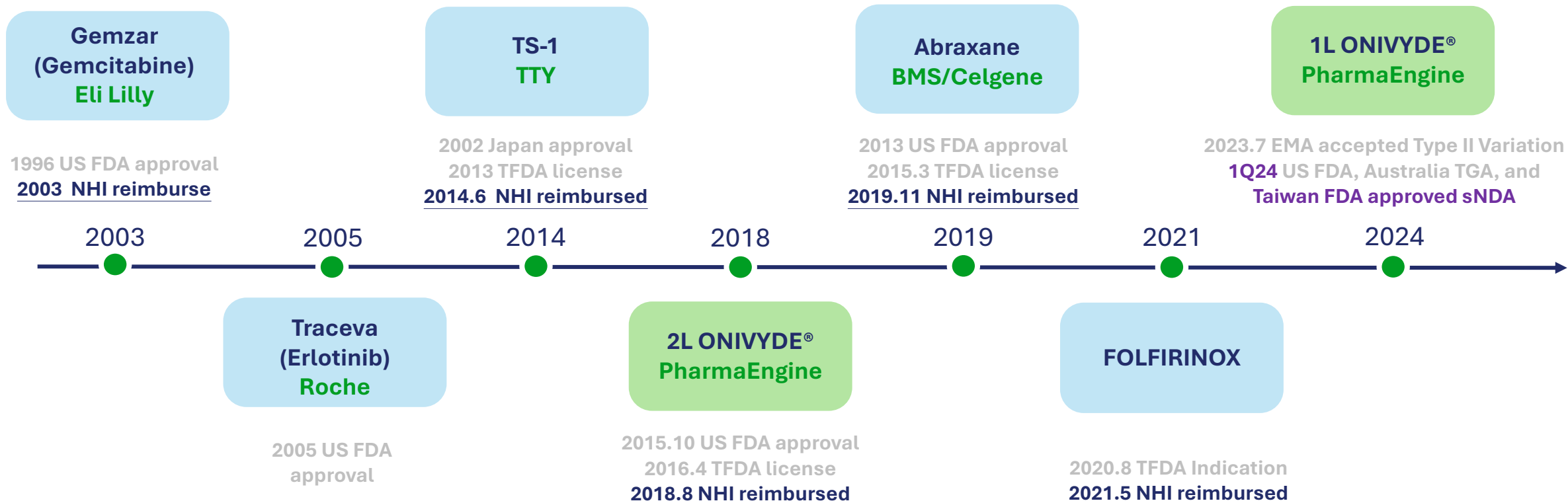
NT\$(000)	1Q24	1Q23	Amount Change	% Change
Operating revenue	164,471	168,333	(3,862)	(2%)
Operating costs	11,045	13,628	(2,583)	(19%)
Gross profit	153,426	154,705	(1,279)	(1%)
Sales expenses	7,152	9,676	(2,524)	(26%)
G&A expenses	22,375	24,326	(1,951)	(8%)
R&D expenses	56,521	39,611	16,910	43%
Total operating expenses	86,048	73,613	12,435	17%
Operating income	67,378	81,092	(13,714)	(17%)
Total non-operating income and expenses	35,367	21,360	14,007	66%
Income before income tax	102,745	102,452	293	0%
Income tax expense	21,019	21,072	(53)	(0%)
Profit for the period	81,726	81,380	346	0%
EPS(NT\$)	0.57	0.57	0	0%



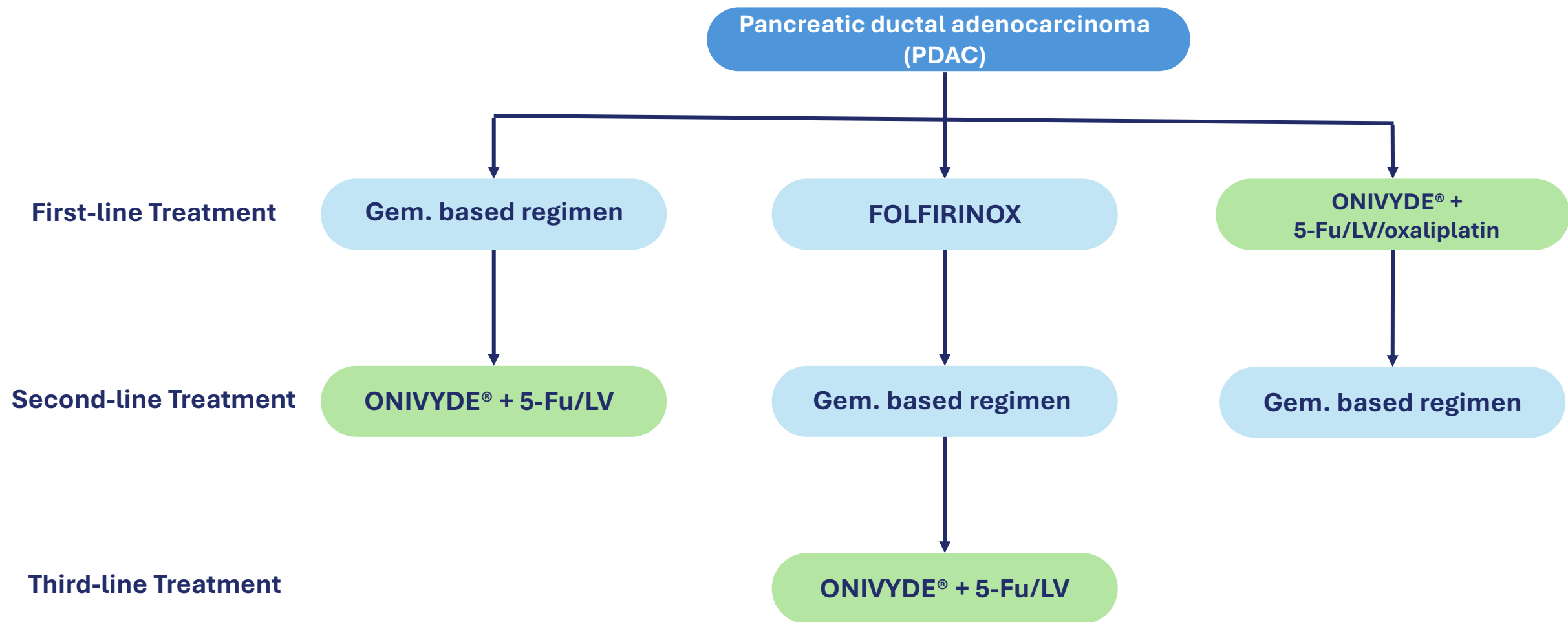
ONIVYDE® STATUS & MARKET ANALYSIS

- ONIVYDE® 1L PDAC received sNDA from US FDA, Australia TGA, and Taiwan TFDA and received positive opinion from Europe EMA's CHMP

Development of Pancreatic Cancer Therapy in Taiwan





Taiwan PDAC Therapy Market Analysis



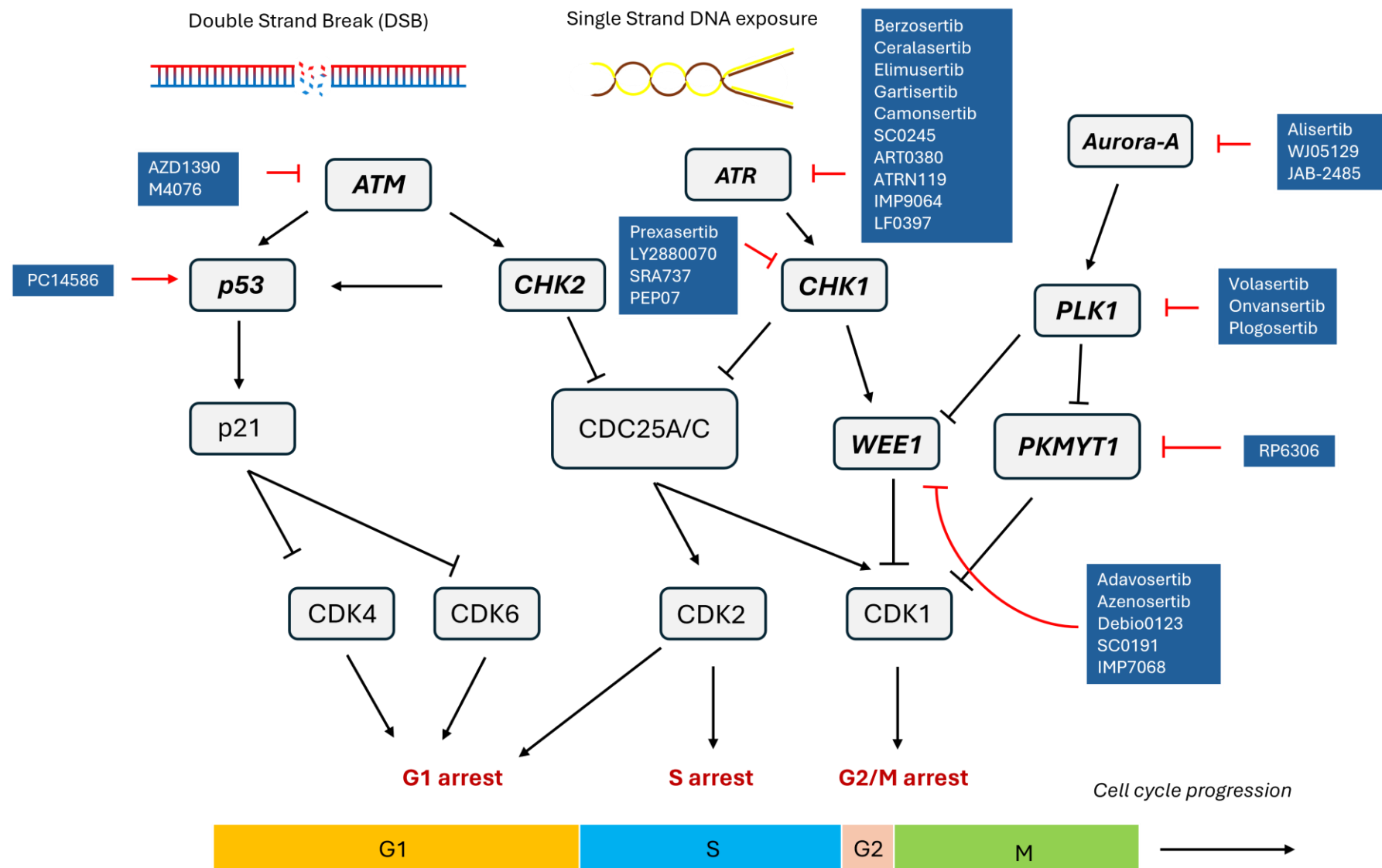


R&D PIPELINE

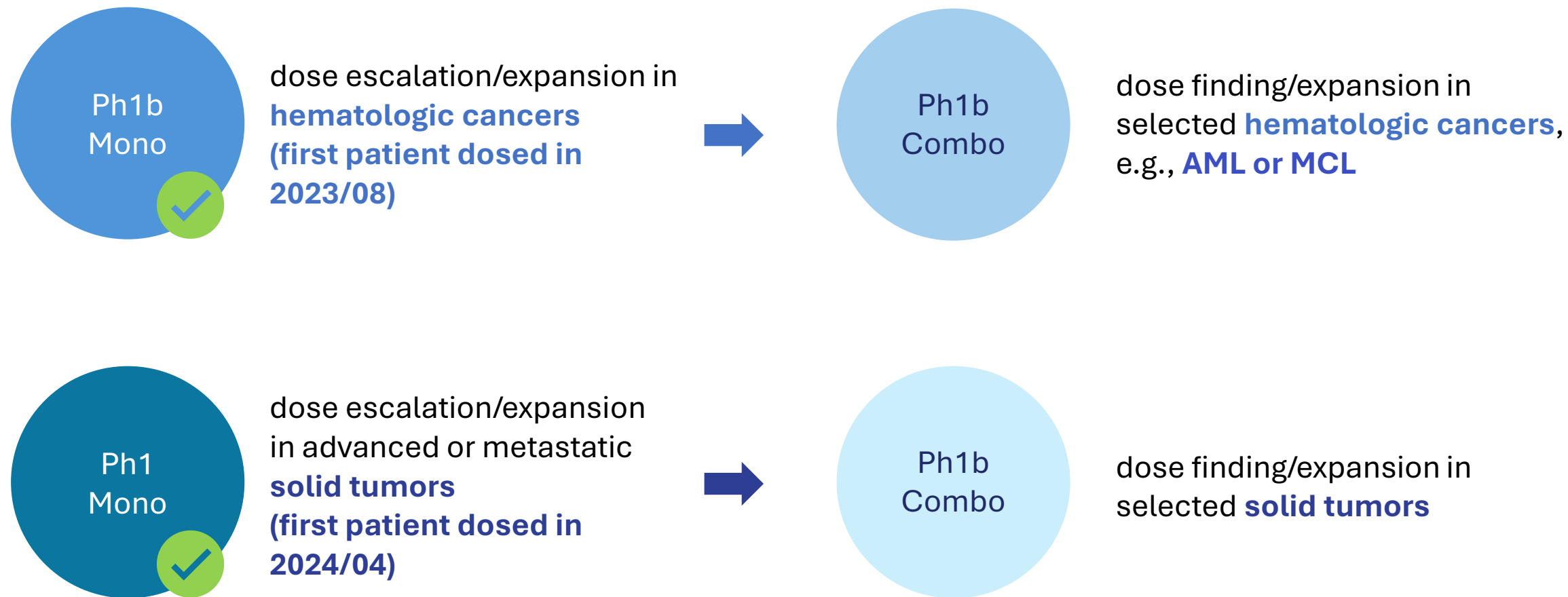
Pipeline Portfolio Focus on Precision Oncology

Program	Indications	Lead	Preclinical	Phase I	Phase II	Phase III	Approval	Commercial Rights	Partner
ONIVYDE® (liposomal irinotecan)	2L PDAC						Approval	EU/Asia	
	1L PDAC						Approval		
DNA Damage Response (DDR) & Precision Oncology	PEP07 (CHK1i)	Hematologic Cancers/Solid Tumors						Global	
	PEP08	Undisclosed (Predictive Biomarker)						Global	PEI Owned
	PEP09	Undisclosed						Global	Undisclosed
	PEP10	Undisclosed (Predictive Biomarker)						Global	PEI Owned

A New Wave of Innovations within the DNA Damage Response (DDR)




PEP07 Phase 1 Clinical Trials





VISION FOR 2024

2024年營運目標

1 ONIVYDE® 1L PDAC sNDA certification obtained in US, AU, and Taiwan 

2 ONIVYDE® 1L PDAC sNDA certification in EU (1H24)

3 PEP07 Phase 1 studies in hematologic cancers and solid tumors continue 

4 One project in pipeline may reach IND ready stage (2H24)

5 Continue to advance pipeline progress toward preclinical stage

6 Complete initial scope 3 emissions data collection and analysis



THANK YOU

PharmaEngine, Inc.